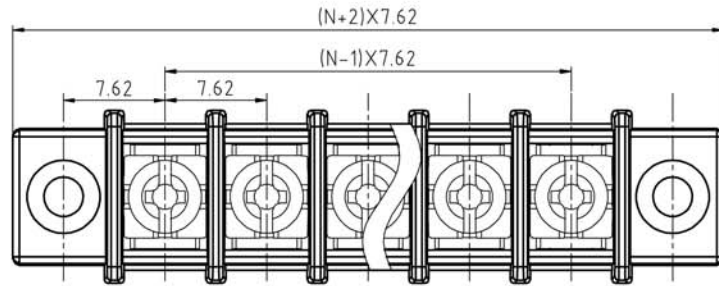
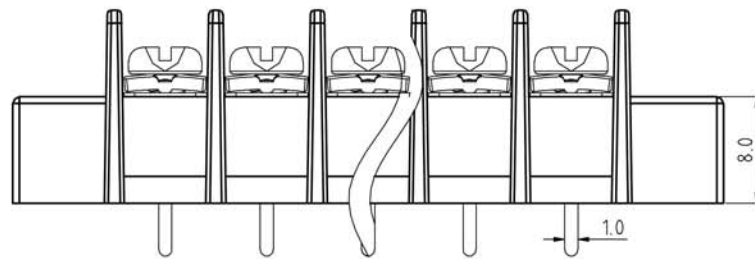


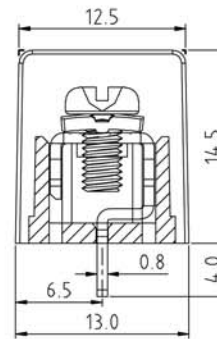
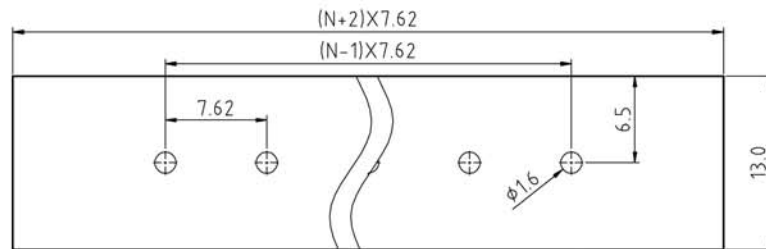
SIGN	DESCRIPTION	DATE	APPROVER



N=Number of contacts



P.C.B LAYOUT



Technical Data:

Material:

Terminals: Copper Alloy, Tin Plated

Terminal screw: Steel galvanized with Cr3+ plated

Insulator body(housing): Polyamide (Glass filled)(UL94V-0)

Electrical

Voltage rating: 250VAC

Current rating: 15 Amps/way max

Contact resistance: 20mΩ (max)

Withstanding Voltage: 2500VAC(1min) Test time=60sec/1pcs

Wire range: 16-22AWG

Mechanical:

Torque: 6kgf.cm/M3.0

Operating temperature: -40°C to +105°C

Soldering reliability:

Test temperature= 250°C±10°C

5 seconds max

Ordering Information:

U131 - 1 - G XX - X X X 0

A Black Pa66

B Black Pbt

1 With flange

2 Without flange

1 "-"Screw Cr³⁺

2 "-/+ "Screw Cr³⁺

3 "-"Screw Ni Plated

4 "-/+ "Screw Ni Plated

02 2Pin

To To

32 32Pin

WELINK 上海拓尔普电子科技有限公司
Welink International Co., LTD.

TOLERANCE	APPROVED:	NAME:
X ±0.50	CHECKED:	U131-1 Pitch 7.62mm
X.X ±0.30	DRAWN: Yang Ming 2011,06,24	series With flange
X.XX ±0.20	UNITS: mm REV: A	PART NO: U1311GXX21B0
X° ±1°	SCALE: 2.5 / 1 PAGE: 1 / 1	DWG NO: 9U1311001A