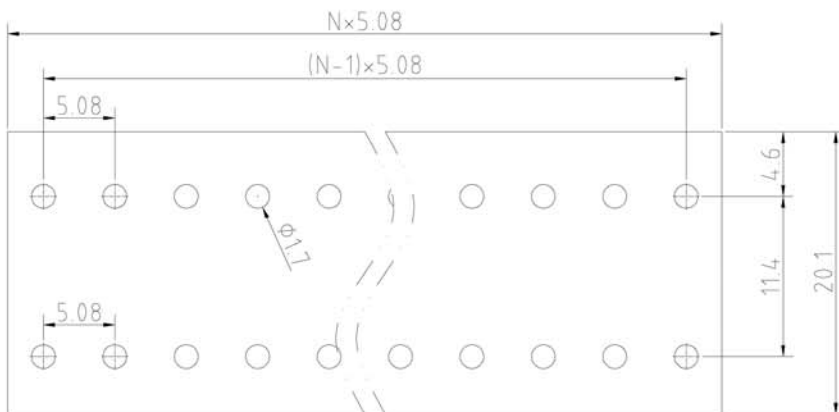
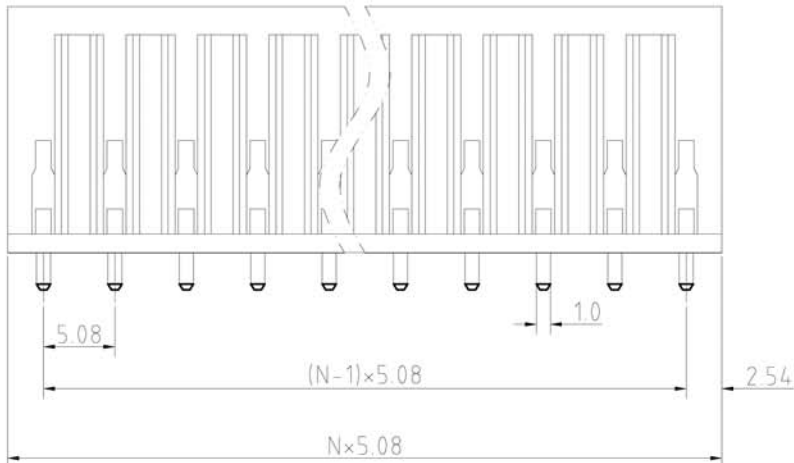
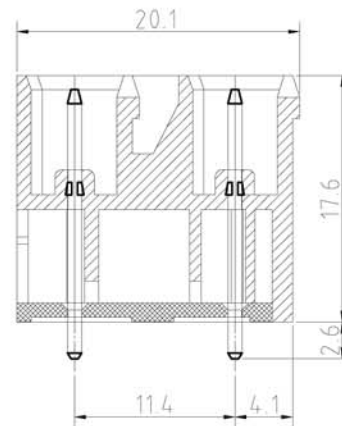


N=Number of contacts



P.C.B. LAYOUT



Technical Data:

Material:

Solder Pin: Copper Alloy with Tin plated  
 Insulator body(housing): Polyamide  
 (Glass filled)(UL94V-0)

Electrical

Voltage rating: 300VAC

Current rating: 16A

Withstanding Voltage: AC 2500V(1min)

Mechanical:

Using temperature Range: -40°C to +105°C

Soldering temperature: +250°C, 5seconds Max.

Ordering Information:

F85-R-E XX-0 0 0 X 0 0 0 0

- |    |       |   |                |
|----|-------|---|----------------|
| 02 | 2Pin  | 5 | Green          |
| To | To    | 6 | Blue           |
| 24 | 24Pin | A | Black          |
| 0  | 180°  | 0 | Open           |
| 1  | 90°   | 1 | Close          |
|    |       | 2 | Screw nut      |
|    |       | 3 | Square nut     |
|    |       | 4 | W/Latch holder |

SIGN	DESCRIPTION	DATE	APPROVER

**WELINK**

上海拓尔普电子科技有限公司

Welink International Co.,LTD.

TOLERANCE	APPROVED:	NAME:	F85-R Pitch 5.08mm
X. ±0.50	CHECKED:		-Series-180° (Open)
X.X ±0.30	DRAWN: Ling Yu 2014,09,18	PART NO:	F85REXX000X0000
X.XX ±0.20	UNITS: mm	REV: A	DWG NO: 9F85RE001A
X° ±*	SCALE: 2.5 / 1	PAGE: 1 / 1	