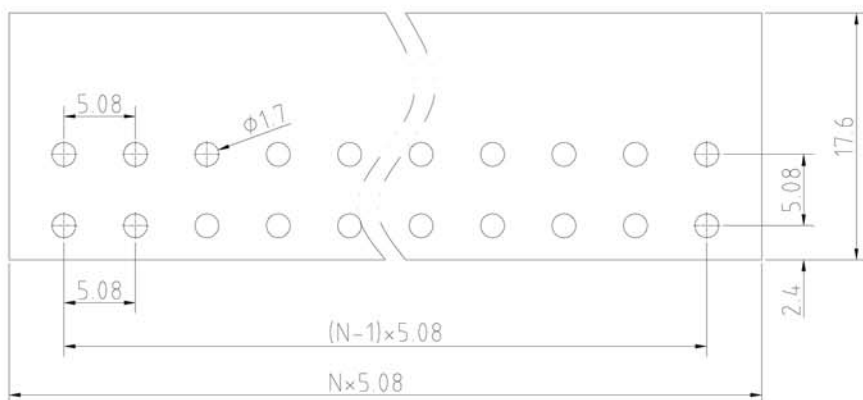
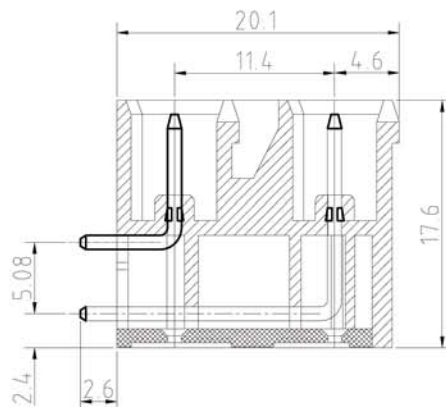
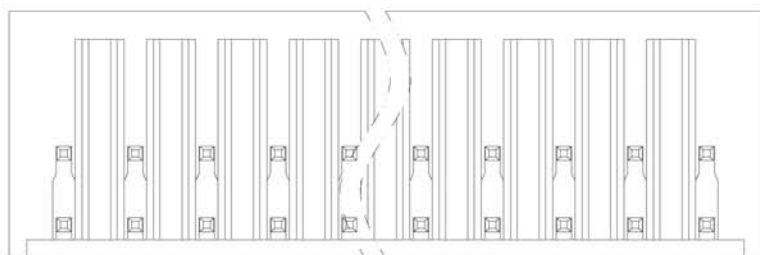


N=Number of contacts



P.C.B. LAYOUT

SIGN	DESCRIPTION	DATE	APPROVER

Technical Data:

Material:

Solder Pin: Copper Alloy with Tin plated
 Insulator body(housing): Polyamide
 (Glass filled)(UL94V-0)

Electrical

Voltage rating: 300VAC
 Current rating: 16A
 Withstanding Voltage: AC 2500V(1min)

Mechanical:

Using temperature Range: -40°C to +105°C
 Soldering temperature: +250°C, 5seconds Max.

Ordering Information:

F85-R-E XX-0 0 0 X 0 0 0 0

02 2Pin
 To To
 24 24Pin

5 Green
 6 Blue
 A Black

0 Open
 1 Close
 2 Screw nut
 3 Square nut
 4 W/Latch holder

0 180°
 1 90°

WELINK

上海拓尔普电子科技有限公司

Welink International Co.,LTD.

TOLERANCE X ±0.50 X.X ±0.30 X.XX ±0.20 X° ±*	APPROVED:	NAME: F85-R Pitch 5.08mm -Series-90°(Close)
	CHECKED:	
	DRAWN: Ling Yu 2014,09,18	
	UNITS: mm	REV: A
	SCALE: 2.5 / 1	PAGE: 1 / 1
		PART NO: F85REXX011X0000
		DWG NO: 9F85RE111A