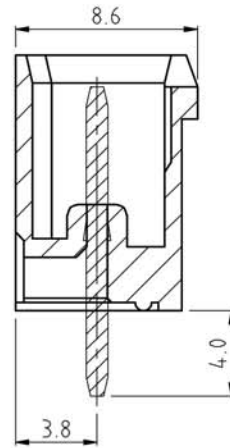
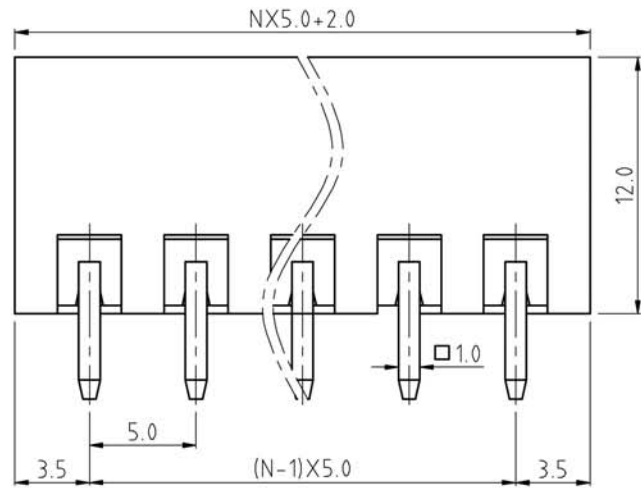
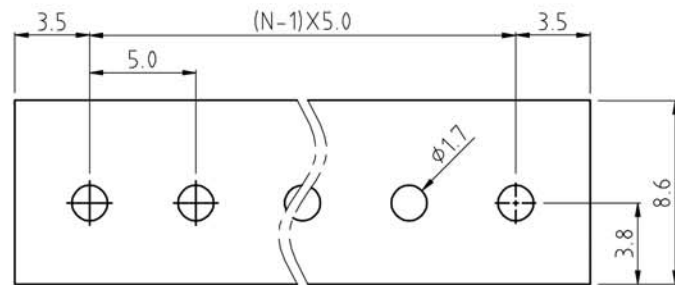
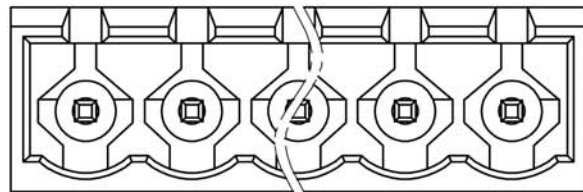


SIGN	DESCRIPTION	DATE	APPROVER



N=Number of contacts



P.C.B. LAYOUT

Technical Data:

Material:

Solder Pin: Copper Alloy, Tin plated
 Insulator body(housing): Polyamide
 (Glass filled)(UL94V-0)

Electrical

Voltage rating: 300VAC
 Current rating: 16A
 Withstanding Voltage: AC 2500V(1min)

Mechanical:

Using temperature Range: -40°C to +105°C
 Soldering temperature: +250°C, 5seconds Max.

Ordering Information:

F85-5-5 XX-0 0 0 X 0

02	2Pin	5	Green
To	To	6	Blue
24	24Pin	A	Black

WELINK 上海拓尔普电子科技有限公司
 Welink International Co., LTD.

TOLERANCE X: ±0.50 X.X: ±0.30 X.XX: ±0.20 X°: ±1°	APPROVED:	NAME: F85-5 Pitch 5.0mm - Series
	CHECKED:	
	DRAWN: YangMing 2012,06,20	
	UNITS: mm	REV: A
	SCALE: 4 / 1	PAGE: 1 / 1
		PART NO: F8555XX000X0
		DWG NO: 9F8555001A