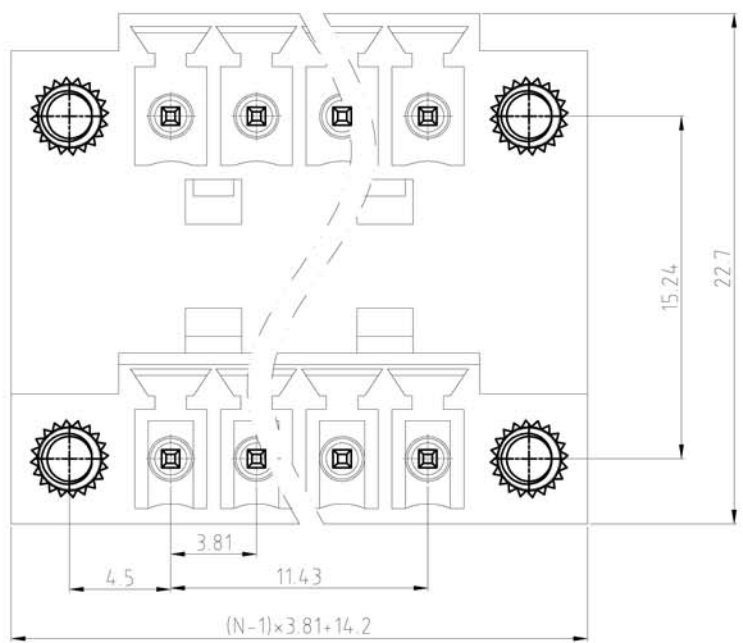
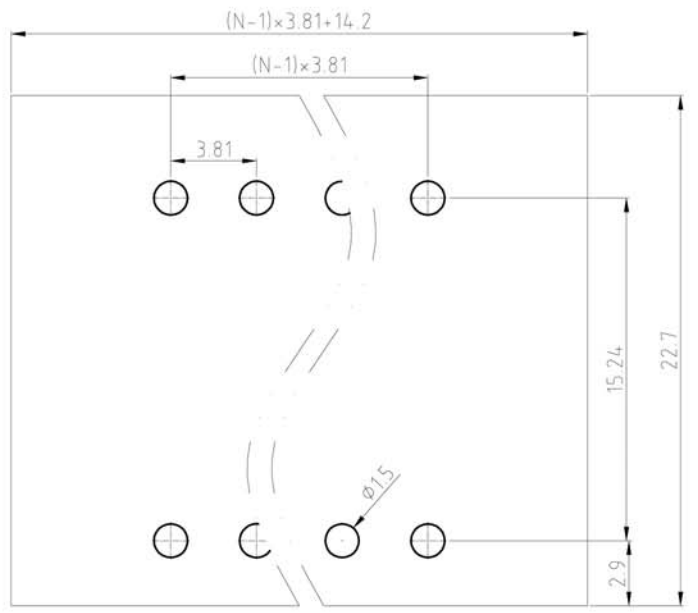


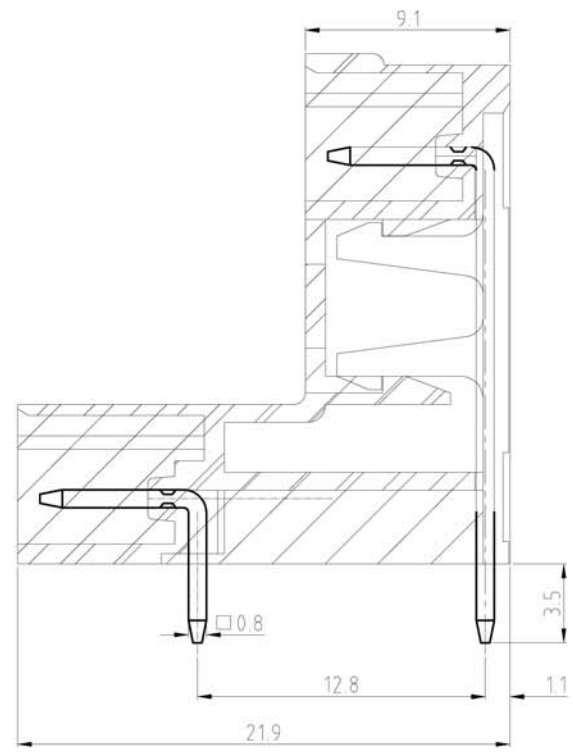
SIGN	DESCRIPTION	DATE	APPROVER



N=Number of contacts



PCB LAYOUT



Technical Data:
Material:
Solder Pin: Copper Alloy Tin plated
Insulator body(housing): Polyamide (Glass filled)(UL94V-0)
Electrical
Voltage rating: 300VAC
Current rating: 12A
Withstanding Voltage: AC 2500V(1min)
Mechanical:
Using temperature Range: -40°C to +105°C
Soldering temperature:+250°C,5seconds Max.
Ordering Information:

F83-M-C XX-0 0 0 X 0

- 02 2Pin
- To To
- 24 24Pin
- 5 Green
- 6 Blue
- A Black
- 0 180°
- 1 90°
- 0 Open
- 1 Close
- 2 Screw nut
- 3 Square nut

WELINK

上海拓尔普电子科技有限公司
Welink International Co.,LTD.

TOLERANCE	APPROVED:	NAME:
X. ±0.50	CHECKED:	F83-M Pitch 3.81mm
X.X ±0.30	DRAWN: Ling Yu 2014,09,18	-Series-90° (Screw nut)
X.XX ±0.20	UNITS: mm	REV: A
X° ±1°	SCALE: 4/1	PAGE: 1/1
		PART NO: F83MCXX012X0
		DWG NO: 9F83MC121A