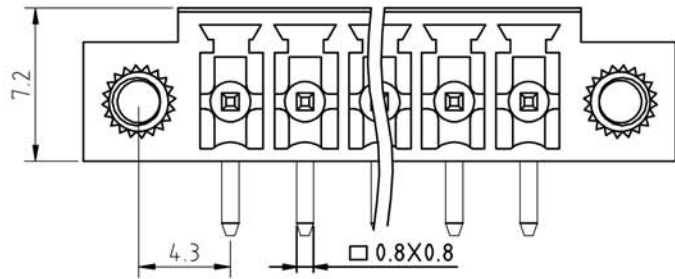
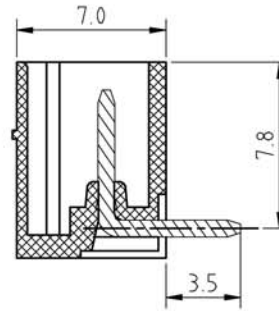
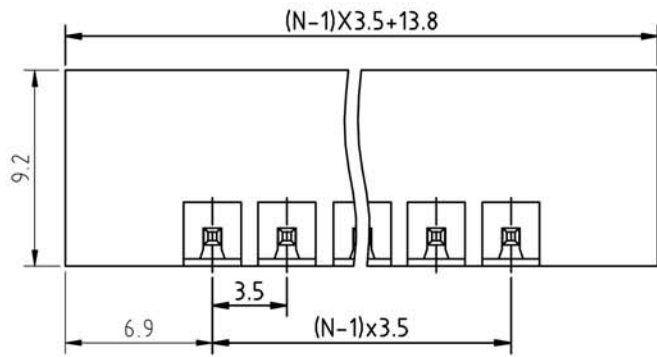
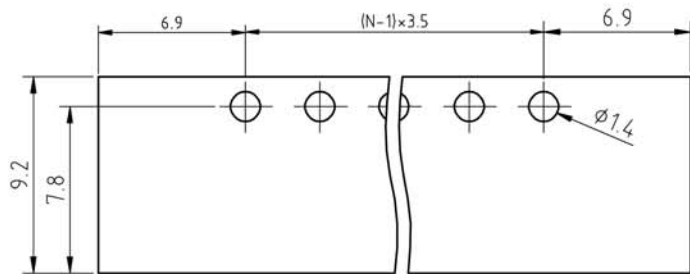


SIGN	DESCRIPTION	DATE	APPROVER
△	-----	2006,10,05	TONY



N=Number of contacts



P.C.B. LAYOUT

Technical Data:

Material:

Solder Pin: Copper Alloy Tin plated

Metal nut: Copper Alloy

Insulator body(housing): Polyamide(Glass filled)(UL94V-0)

Electrical

Voltage rating: 300VAC

Current rating: 12 Amps/way max

Withstanding Voltage: 2500VAC(1min) Test time=60sec/1pcs

Mechanical:

Operating temperature: -40°C to +105°C

Soldering reliability:

Test temperature= 250°C±10°C

5 seconds max

Ordering Information:

F83-8-3 XX 0 0 0 X 0

02	2Pin	5	Green
To	To	6	Blue
24	24Pin	A	Black

**WELINK** 上海拓尔普电子科技有限公司  
Welink International Co., LTD.

TOLERANCE	APPROVED:	NAME:
X ±0.50	CHECKED:	F83-8 Series 3.5mm
X.X ±0.30	DRAWN: YangMing 2012,06,20	Right Angle Type
X.XX ±0.20	UNITS: mm	REV: A
X° ±1°	SCALE: 4 / 1	PAGE: 1 / 1
		PART NO: F8383XX000X0
		DWG NO: 9F8383001A