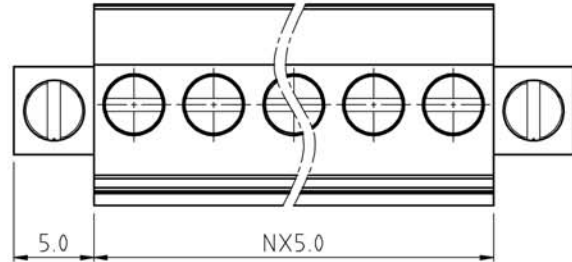
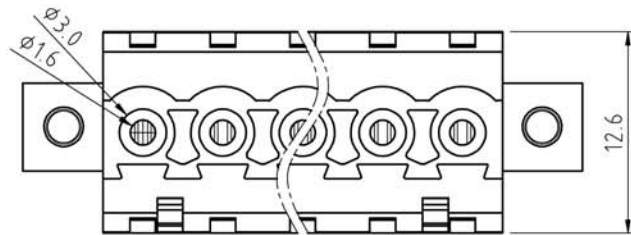
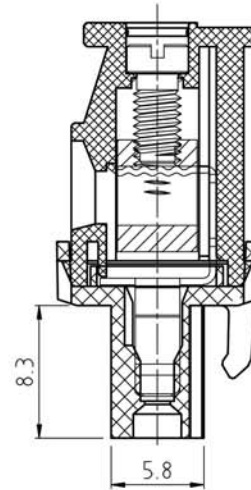
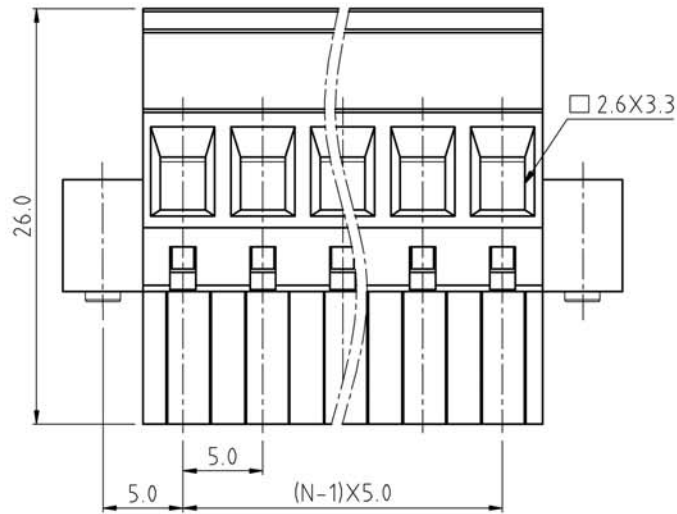


SIGN	DESCRIPTION	DATE	APPROVER



N=Number of contacts



Technical Data:

Material:

Contact(metal housing): Copper Alloy with Ni plated
Terminal screw: Steel galvanized with Cr3+ plated
Solder Pin: Copper Alloy with Tin plated
Insulator body(housing): Polyamide(UL94V-0)

Electrical

Voltage rating: 300VAC
Current rating: 16 Amps/way max
Contact resistance: 20m Ω (max)
Withstanding Voltage: 2500VAC(1min) Test time=60sec/1pcs
Wire range: 12-26AWG

Mechanical:

Torque: 5.0kg.cm/M3
Operating temperature: -40°C to +105°C
Soldering reliability:
Test temperature= 250°C \pm 10°C
5 seconds max

Ordering Information:

F75-E-5 XX-X 0 0 X 0

2 02 | 5 GREEN
- - | 6 BLUE
24 24
1 "-" SCREW
2 "-/+" SCREW

WELINK 上海拓尔普电子科技有限公司
Welink International Co., LTD.

TOLERANCE	APPROVED:	NAME: F75 - E - pitch 5.0mm
X ± 0.50	CHECKED:	- series
X.X ± 0.30	DRAWN: Yang Ming 2012.06.20	
X.XX ± 0.20	UNITS: mm	PART NO: F75E5XX100X0
X° $\pm 1^\circ$	REV: A	DWG NO: 9F75E5001A
	SCALE: 3 / 1	PAGE: 1 / 1