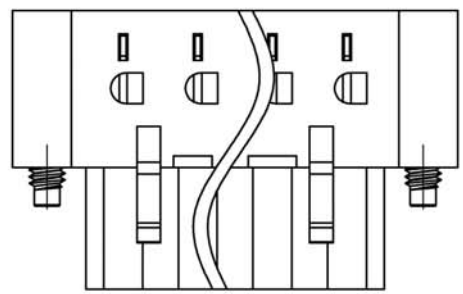
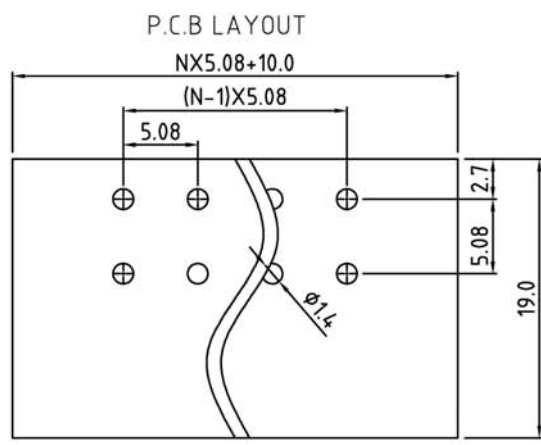
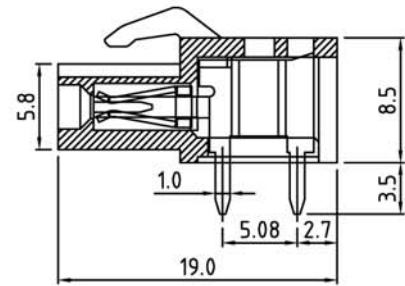
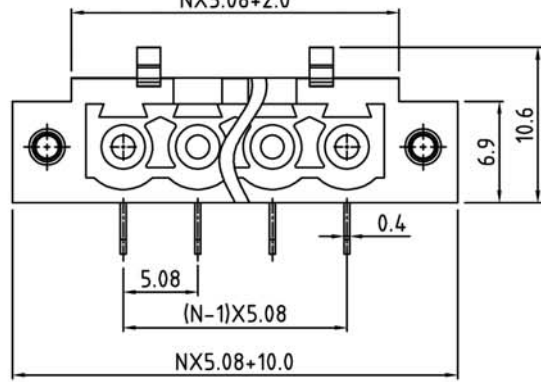


SIGN	DESCRIPTION	DATE	APPROVER



N=Number of contacts  
NX5.08+2.0



Technical Data:  
Material:  
Solder Pin: Copper Alloy with Tin plated  
Terminal screw: Steel galvanized with Cr3+ plated  
Insulator body(housing): Polyamide(UL94V-0)  
Electrical  
Voltage rating: 300VAC  
Current rating: 16 Amps/way max  
Withstanding Voltage: 2500VAC(1min) Test time=60sec/1pcs  
Mechanical:  
Operating temperature: -40°C to +105°C  
Soldering reliability:  
Test temperature= 250°C±10°C  
5 seconds max  
Ordering Information:  
F75-2-E XX-0 0 0 X 0

2	02	5	Green
4	04	6	Blue
20	20	A	Black

1	Without flange
2	With flange Screw
3	With flange Screw nut

1	180°
2	90°

**WELINK** 上海拓尔普电子科技有限公司  
Welink International Co.,LTD.

TOLERANCE X. ±0.50 X.X ±0.30 X.XX ±0.20 X° ±1°	APPROVED: CHECKED: DRAWN: YangMing 2013,09,23	NAME: F75 - 2 - pitch 5.08mm - seriesWith flange Screw -90D
UNITS: mm	REV: A	PART NO: F752EXX022X0
SCALE: 3 / 1	PAGE: 1 / 1	DWG NO: 9F752E022A