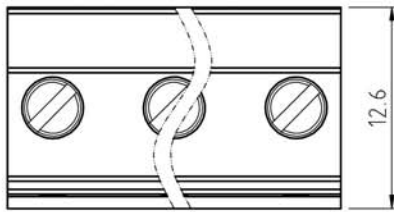
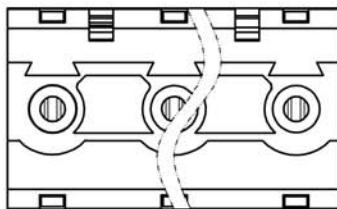
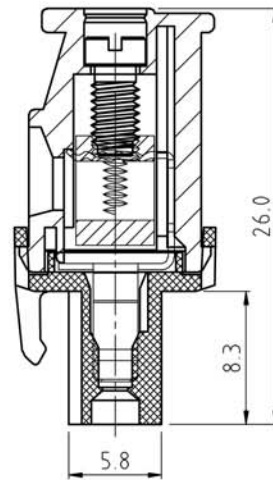
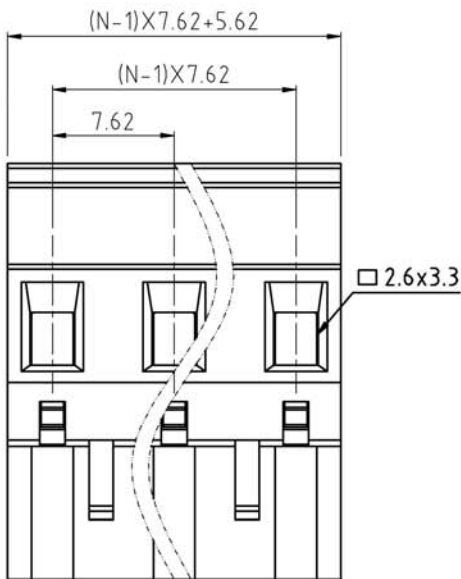


SIGN	DESCRIPTION	DATE	APPROVER



N=Number of contacts



Technical Data:

Material:

- Contact(metal housing): Copper Alloy with Ni plated
- Terminal screw: Steel galvanized with Cr3+ plated
- Solder Pin: Copper Alloy with Tin plated
- Insulator body(housing): Polyamide(UL94V-0)

Electrical

- Voltage rating: 300VAC
- Current rating: 16 Amps/way max
- Contact resistance: 20mΩ (max)
- Withstanding Voltage: 2500VAC(1min) Test time=60sec/1pcs
- Wire range: 12-26AWG

Mechanical:

- Torque: 5.0kg.cm/M3
- Operating temperature: -40°C to +105°C
- Soldering reliability: Test temperature= 250°C±10°C, 5 seconds max

Ordering Information:

- F75-B-G XX-X 0 0 X 0
- 2 02
 -
 - 24 24
 - 1 "-" SCREW
 - 2 "-/+" SCREW
 - 5 GREEN
 - 6 BLUE

WELINK 上海拓尔普电子科技有限公司
Welink International Co.,LTD.

TOLERANCE	APPROVED:	NAME: F75-B Pitch 7.62mm
X: ±0.50	CHECKED:	-series
X.X: ±0.30	DRAWN: Yang Ming 2012.06.20	
X.XX: ±0.20	UNITS: mm	PART NO: F75BGXX100X0
X°: ±1°	REV: A	DWG NO: 9F75BG001A
	SCALE: 3 / 1	PAGE: 1 / 1