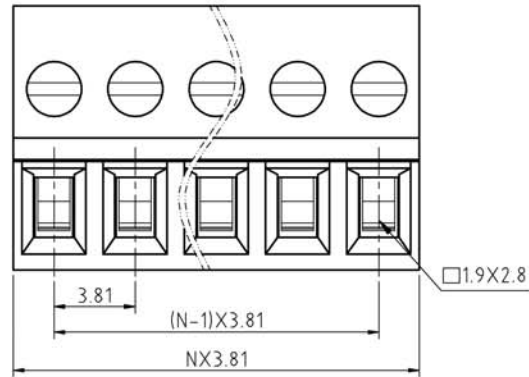
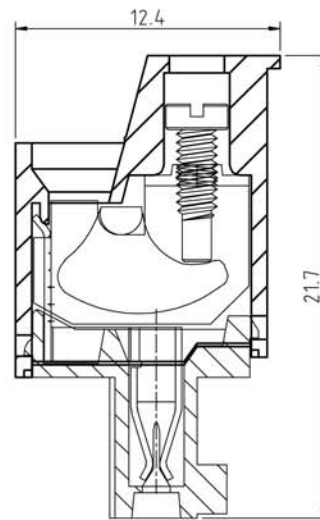
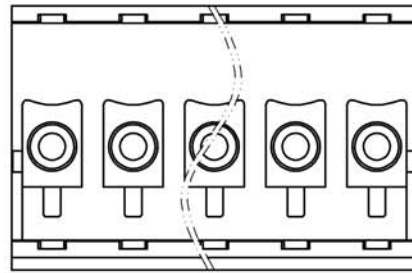
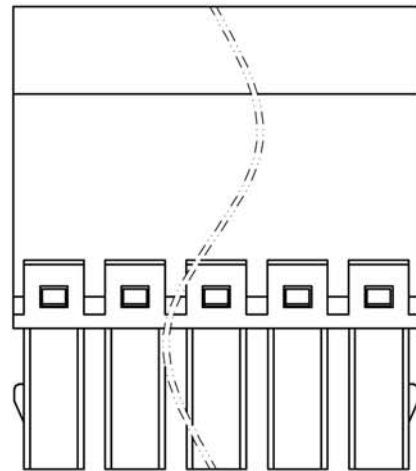


SIGN	DESCRIPTION	DATE	APPROVER



N=Number of contacts



Technical Data:

Material:

Contact(metal housing): Copper Alloy Cr3+ plated  
Terminal screw: Steel galvanized with Cr3+ plated  
Wire guard: Copper Alloy Tin plated.  
Insulator body(housing): Polyamide(UL94V-0)

Electrical

Voltage rating: 300VAC  
Current rating: 12 Amps/way max  
Contact resistance: 20mΩ(max)  
Withstanding Voltage: 2500VAC(1min) Test time=60sec/1pcs  
Wire range: 12-24AWG

Mechanical:

Torque: 2.5kgf.cm/M2  
Operating temperature: -40°C to +105°C  
Soldering reliability:  
Test temperature= 250°C±10°C  
5 seconds max

Ordering Information:

F73-7-C XX-X 0 0 X 0

2 02      5 Green  
              6 Blue  
              8 Grey  
              A Black

24 24      1 "-" SCREW  
              2 "-/+ " SCREW

**WELINK** 上海拓尔普电子科技有限公司  
Welink International Co.,LTD.

TOLERANCE	APPROVED:	NAME: F73 - 7 - pitch 3.81mm
X: ±0.50	CHECKED:	- series
X.X ±0.30	DRAWN: Yang Ming 2012,06,20	
X.XX ±0.20	UNITS: mm	REV: A
X° ±1°	SCALE: 4 / 1	PAGE: 1 / 1
		PART NO: F737CXX100X0
		DWG NO: 9F737C001A