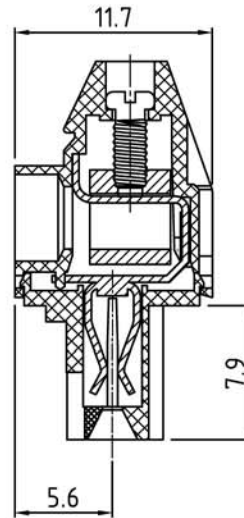
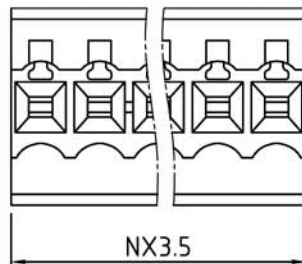
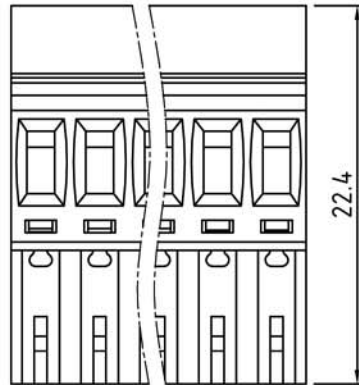
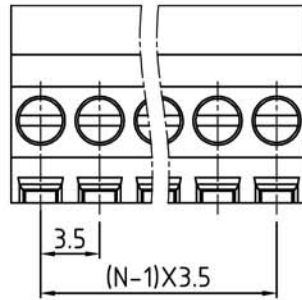


SIGN	DESCRIPTION	DATE	APPROVER



Technical Data:

Material:

Contact(metal housing): Copper Ni plated.
Terminal screw: Steel galvanized with Cr3+ plated
Wire guard: Copper, Tin plated.
Insulator body(housing): PBT(Glass filled)(UL94V-0)

Electrical

Voltage rating: 300VAC
Current rating: 10 Amps/way max
Contact resistance: 20mΩ(max)
Insulation resistance: 5000MΩ /1000V
Withstanding Voltage: 2500VAC(1min) Test time=60sec/1pcs
Wire range: 28-14AWG

Mechanical:

Torque: 2.0kgf.cm/M2
Operating temperature: -40°C to +120°C
Soldering reliability:
Test temperature= 250°C±10°C
5 seconds max

Ordering Information:

Q10 - 1 - 3 XX - X 0 0 X 0

02 2Pin
To To
12 12Pin

5 Green
6 Blue
8 Grey
A Black

1 "-" SCREW
2 "-/+ " SCREW

WELINK 上海拓尔普电子科技有限公司
Welink International Co., LTD.

TOLERANCE X. ±0.50 X.X ±0.30 X.XX ±0.20 X° ±1°	APPROVED:	NAME: Q10 - 1 Pitch 3.5mm Series	
	CHECKED:		
	DRAWN: Ling Yu 2012,01,02		
	UNITS: mm REV: A	PART NO: Q1013XX100A0	
	SCALE: 3 / 1	PAGE: 1 / 1	DWG NO: 8Q1013001A