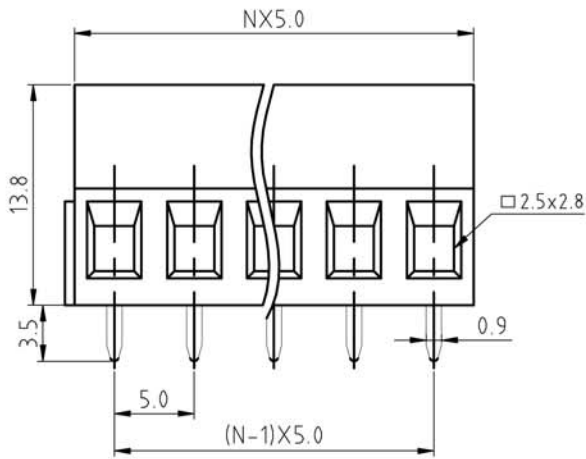
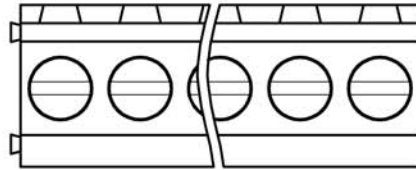
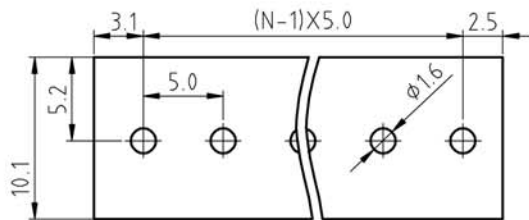
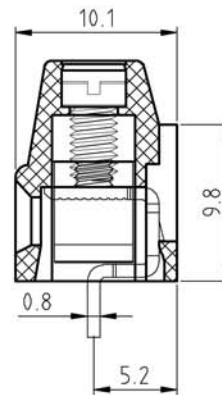


SIGN	DESCRIPTION	DATE	APPROVER



N=Number of conacts



P.C.B. LAYOUT

Technical Data:

Material:

Contact(metal housing): Copper Alloy Ni plated  
Terminal screw: Steel galvanized with Cr3+ plated  
Solder Pin: Copper Alloy with Tin plated  
Insulator body(housing): Polyamide(UL94V-0)

Electrical

Voltage rating: 300VAC  
Current rating: 16 Amps/way max  
Contact resistance: 20mΩ (max)  
Withstanding Voltage: 2500VAC(1min) Test time  
=60sec/1pcs

Wire range: 12-30AWG

Mechanical:

Torque: 4.5kgf.cm/M2.5  
Operating temperature: -40°C to +105°C  
Soldering reliability:250°C±10°C/5 seconds max

Ordering Information:

F35-1-5 XX-X X 0 X 0

2	02	5	Green
4	04	6	Blue
24	24	A	Black
		0	180°
		1	90°
		1	"-"Screw
		2	"-/+“Screw

**WELINK** 上海拓尔普电子科技有限公司  
Welink International Co.,LTD.

TOLERANCE	APPROVED:	NAME:
X: ±0.50	CHECKED:	F35-1 Pitch 5.0mm Series
X.X ±0.30	DRAWN: Yang Ming 2012,06,20	PART NO: F3515XX100X0
X.XX ±0.20	UNITS: mm	REV: A
X° ±1°	SCALE: 3 / 1	PAGE: 1 / 1
		DWG NO: 9F3515001A